

Tuesday 5th May 2020

Finding half 2


Remember half is two equal groups.

1. Circle half of the pencils.




Half of 6 is ___


2. Colour half of each group.



3. Find half of each group.



Half of is



Half of is

Challenge: Think carefully about this one!

7 is half of ___

Half of ___ is 7